

Matching Alphabet: Capital, Lowercase, and Beginning Sound Pictures

If you have any questions, please contact me at jamie@teachmommyteach.com

Thank you for downloading!

You May:

- use these resources in your own home or classroom for non-commercial use.
- print as many copies as you would like.
- share the website link, <https://teachmommyteach.com/>, where this printable can be found, so that others can download the file.

You May NOT:

- sell, give away, or share a printed copy. Each person should download separately and print.
- print out a copy for multiple teachers, as in an entire school, co-op, or other group. Each teacher should download separately and print.
- link directly to the pdf. Instead, link to the page on <https://teachmommyteach.com/> or <https://teacherspayteacher.com/> where you found the download.
- claim this or any part of this printable as your own.
- alter this printable and claim it as your own.
- host any of the files on your personal or other websites that can be shared with others.
- Upload this resource to any file sharing sites

Credits!! Thank you Speaking of Images and Open Clipart!



<https://www.teacherspayteachers.com/Store/Speaking-Of-Images>



<https://openclipart.org/>

Matching Alphabet: Capital, Lowercase, and Beginning Sound Pictures












An important pre-literacy skill is the ability to identify capital and lowercase letter names, as well as the letter sounds. These cards can be used in several ways to help children learn the names and sounds of the letters.

All activities below can be used with a few letter cards at a time to make it an appropriate level for children just learning their alphabet. For example, children brand new to learning the alphabet might only use the letter A, B, and C cards. As children learn more letters, more letter cards can be added.










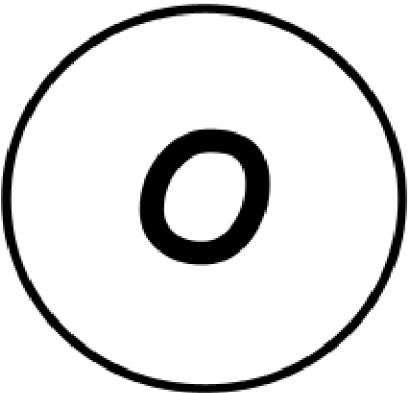


Activities:

1. Match capital and lowercase letters with letters face side up to check to see if your child knows the matches.
2. Match capital and lowercase letters with face down to create a memory game and practice capital and lowercase letter matching.
3. Play Go Fish. The capital, lowercase, and 2 pictures would be a set. For example, A, a, alligator, and apple would be a set.
4. Hide cards throughout a room. Ask the child to find a card with a certain letter or sound. For example, find letter a.
5. Have the child place letters or pictures in ABC order.
6. Place five cards in front of the child. Four of the five would match (A, a, alligator, apple) and one would not (zebra). Have the child pick out the one that does not belong.
7. Use the sound chart mats at the end of this PDF and have your child match the letter to the sound.

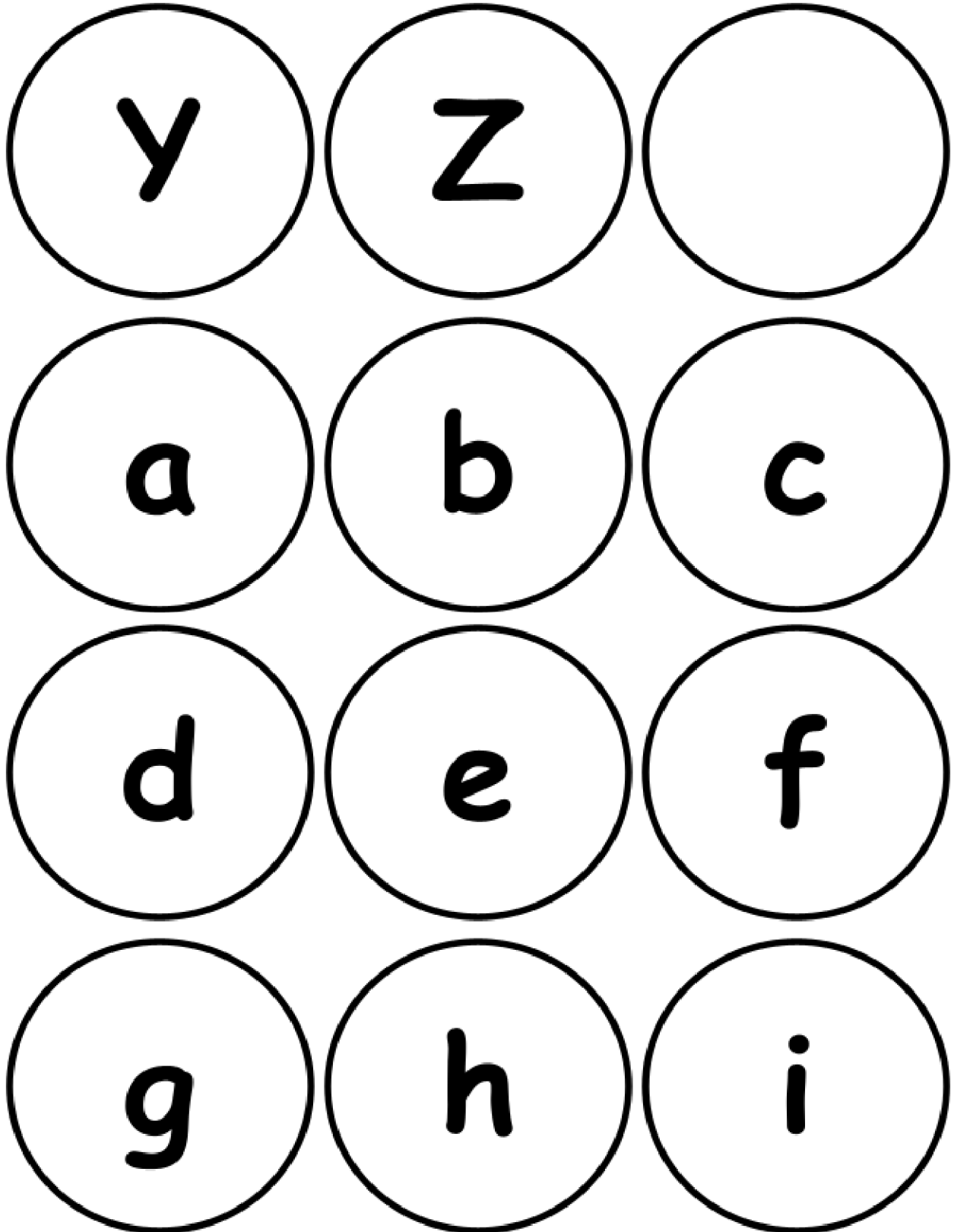
Matching Alphabet: Capital, Lowercase, and Beginning Sound Pictures













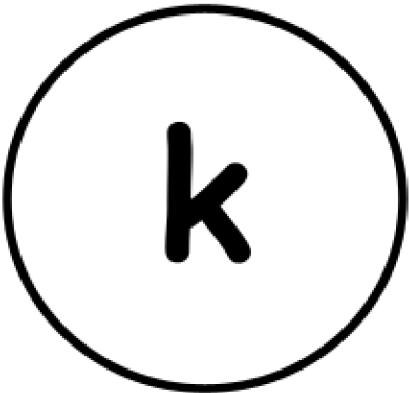

Matching Alphabet: Capital, Lowercase, and Beginning Sound Pictures



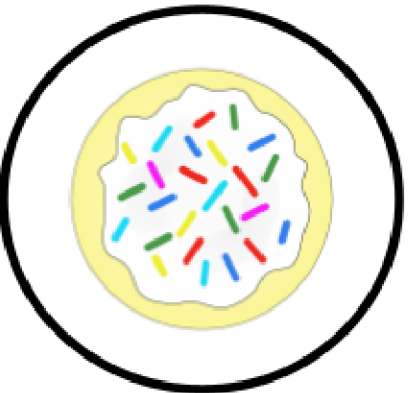






Matching Alphabet: Capital, Lowercase, and Beginning Sound Pictures





Matching Alphabet: Capital, Lowercase, and Beginning Sound Pictures



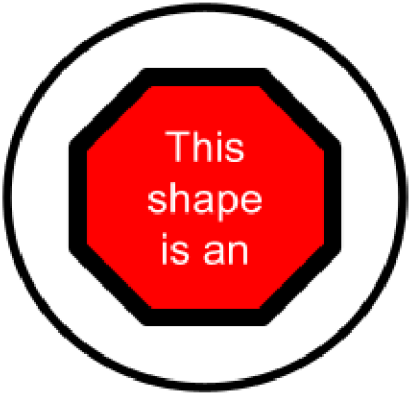
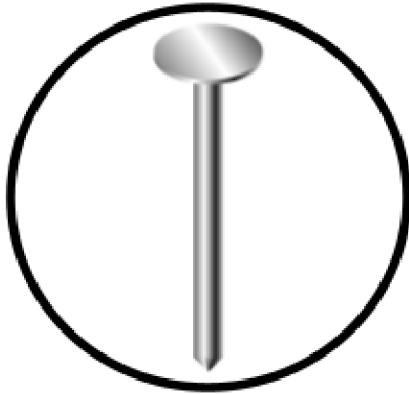

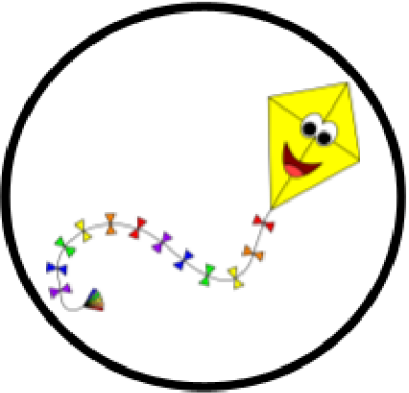
Matching Alphabet: Capital, Lowercase, and Beginning Sound Pictures



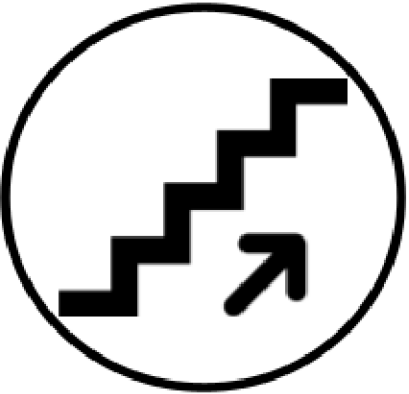


Matching Alphabet: Capital, Lowercase, and Beginning Sound Pictures






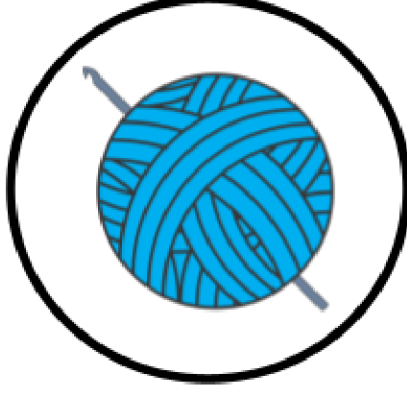
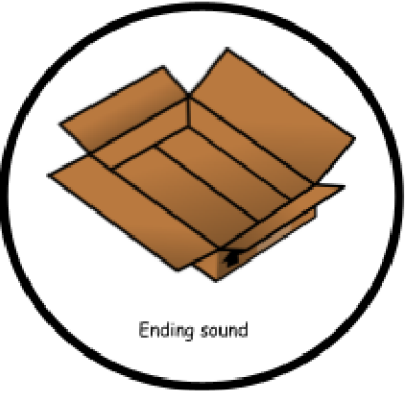

Matching Alphabet: Capital, Lowercase, and Beginning Sound Pictures




Matching Alphabet: Capital, Lowercase, and Beginning Sound Pictures




Matching Alphabet: Capital, Lowercase, and Beginning Sound Pictures



Matching Alphabet: Capital, Lowercase, and Beginning Sound Pictures











Two empty circles are positioned below the images, intended for matching with the beginning sound of the crocodile or the sound being made by the child.











Two empty circles are positioned below the images, intended for matching with the beginning sound of the apple or the sound being made by the child.

Matching Alphabet: Capital, Lowercase, and Beginning Sound Pictures











Matching Alphabet: Capital, Lowercase, and Beginning Sound Pictures





	
	





	
	

Matching Alphabet: Capital, Lowercase, and Beginning Sound Pictures











Matching Alphabet: Capital, Lowercase, and Beginning Sound Pictures


	
	


Matching Alphabet: Capital, Lowercase, and Beginning Sound Pictures

Matching Alphabet: Capital, Lowercase, and Beginning Sound Pictures











This section is designed for the letter 'O'. It contains a cartoon ghost, a photograph of a child's open mouth, and two empty circles for matching.











This section is designed for the letter 'O'. It contains a cartoon goat, a photograph of a child's open mouth, and two empty circles for matching.









Matching Alphabet: Capital, Lowercase, and Beginning Sound Pictures










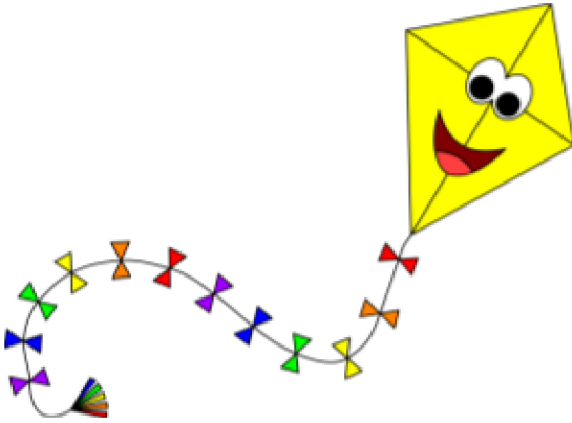
Matching Alphabet: Capital, Lowercase, and Beginning Sound Pictures









Matching Alphabet: Capital, Lowercase, and Beginning Sound Pictures




Matching Alphabet: Capital, Lowercase, and Beginning Sound Pictures




Matching Alphabet: Capital, Lowercase, and Beginning Sound Pictures



Matching Alphabet: Capital, Lowercase, and Beginning Sound Pictures










This box contains a crescent moon in the top left, a photograph of a smiling mouth with freckles in the top right, and two empty circles in the bottom left and bottom right.



This box contains a yellow muffin with blueberries in the top left, a photograph of a smiling mouth with freckles in the top right, and two empty circles in the bottom left and bottom right.









Matching Alphabet: Capital, Lowercase, and Beginning Sound Pictures

9











Matching Alphabet: Capital, Lowercase, and Beginning Sound Pictures

This shape is an





Matching Alphabet: Capital, Lowercase, and Beginning Sound Pictures





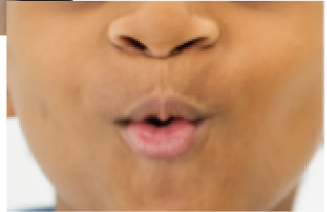
	
	




Matching Alphabet: Capital, Lowercase, and Beginning Sound Pictures











Qu







Qu







Matching Alphabet: Capital, Lowercase, and Beginning Sound Pictures







Matching Alphabet: Capital, Lowercase, and Beginning Sound Pictures

Matching Alphabet: Capital, Lowercase, and Beginning Sound Pictures




Matching Alphabet: Capital, Lowercase, and Beginning Sound Pictures



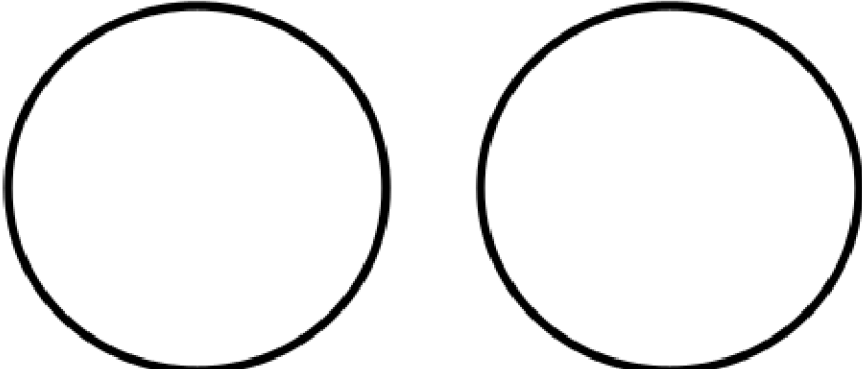
A red umbrella with a silver handle is positioned on the left. On the right is a close-up photograph of a child's mouth, which is open, showing their teeth.



Two empty circles are located below the images, intended for matching the pictures to their corresponding letters.





A black icon of a staircase with an arrow pointing up and to the right is on the left. On the right is a close-up photograph of a child's mouth, which is open, showing their teeth.





Two empty circles are located below the images, intended for matching the pictures to their corresponding letters.

Matching Alphabet: Capital, Lowercase, and Beginning Sound Pictures











Two empty circles for matching.

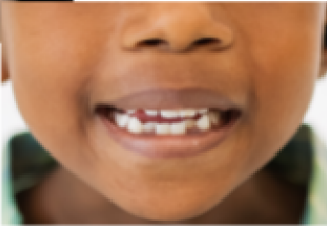




Two empty circles for matching.

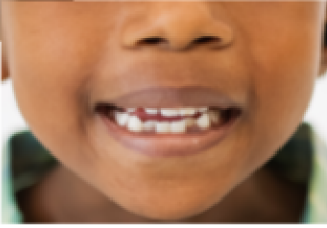
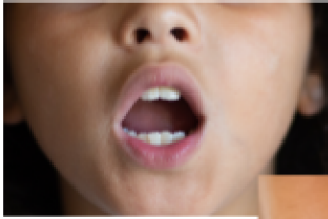
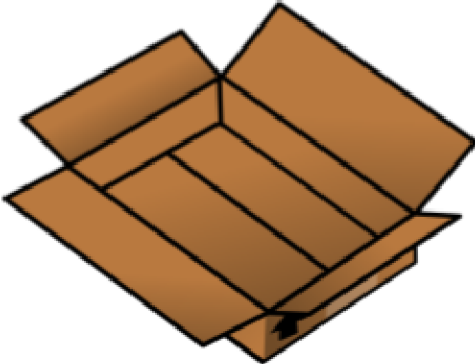


Matching Alphabet: Capital, Lowercase, and Beginning Sound Pictures





Matching Alphabet: Capital, Lowercase, and Beginning Sound Pictures











Ending sound



Ending sound



Matching Alphabet: Capital, Lowercase, and Beginning Sound Pictures

Matching Alphabet: Capital, Lowercase, and Beginning Sound Pictures

